

Power supply unit - QUINT4-PS/1AC/24DC/1.3/PT



2909575

<https://www.phoenixcontact.com/pc/products/2909575>

Please be informed that the data shown in this PDF document is generated from our Online Catalog. Please find the complete data in the user documentation. Our General Terms of Use for Downloads are valid.



Primary-switched power supply unit, QUINT POWER, Push-in connection, DIN rail mounting, input: 1-phase, output: 24 V DC / 1.3 A

Product Description

In the power range of up to 100 W, QUINT POWER provides superior system availability in the smallest size. Preventative function monitoring and exceptional power reserves are available for applications in the low-power range.

Your advantages

- Starting of heavy loads with dynamic boost
- Preventive function monitoring indicates critical operating states before errors occur
- High efficiency and long service life, with low power dissipation and low heating
- Space savings in the control cabinet, thanks to a narrow, slim-line design
- Free selection between Push-in and screw connection

Power supply unit - QUINT4-PS/1AC/24DC/1.3/PT



2909575

<https://www.phoenixcontact.com/pc/products/2909575>

Commercial Data

Item number	2909575
Packing unit	1 pc
Minimum order quantity	1 pc
Product Key	CMPI13
Catalog Page	Page 248 (C-4-2019)
GTIN	4055626356471
Weight per Piece (including packing)	238.45 g
Weight per Piece (excluding packing)	183 g
Customs tariff number	85044030
Country of origin	VN

Technical Data

Input data

AC operation

Input voltage range	100 V AC ... 240 V AC -15 % ... +10 %
Electric strength, max.	300 V AC 30 s
Typical national grid voltage	120 V AC
	230 V AC
Voltage type of supply voltage	AC/DC
Inrush current	typ. 5.9 A (at 25 °C)
Inrush current integral (I^2t)	< 0.1 A ² s
Inrush current limitation	5.9 A
	< 14 A
Frequency range (f_N)	50 Hz ... 60 Hz -10 % ... +10 %
Mains buffering time	typ. 43 ms (120 V AC)
	typ. 43 ms (230 V AC)
Current consumption	0.46 A (100 V AC)
	0.37 A (120 V AC)
	0.2 A (230 V AC)
	0.2 A (240 V AC)
Nominal power consumption	37 VA
Protective circuit	Transient surge protection; Varistor
Typical response time	500 ms
Input fuse	3.15 A (slow-blow, internal)
Discharge current to PE	< 0.25 mA (264 V AC, 60 Hz)
	0.18 mA (264 V AC, 60 Hz)

DC operation

Input voltage range	110 V DC ... 250 V DC -20 % ... +40 %
Voltage type of supply voltage	AC/DC
Current consumption	0.4 A (110 V DC)
	0.17 A (250 V DC)

Output data

Efficiency	typ. 89.2 % (120 V AC)
	typ. 90.7 % (230 V AC)
Output characteristic	U/I Advanced
Nominal output voltage	24 V DC
Setting range of the output voltage (U_{Set})	24 V DC ... 28 V DC (constant capacity)
Nominal output current (I_N)	1.3 A
Static Boost ($I_{Stat.Boost}$)	1.625 A (≤ 40 °C)
Dynamic Boost ($I_{Dyn.Boost}$)	2.6 A (≤ 60 °C (5 s))
Derating	> 60 °C (2.5%/K)

Power supply unit - QUINT4-PS/1AC/24DC/1.3/PT



2909575

<https://www.phoenixcontact.com/pc/products/2909575>

Feedback voltage resistance	≤ 35 V DC
Protection against overvoltage at the output (OVP)	≤ 32 V DC
Control deviation	< 0.5 % (Static load change 10 % ... 90 %)
	< 2 % (Dynamic load change 10 % ... 90 %, (10 Hz))
	< 0.1 % (change in input voltage ±10 %)
Residual ripple	< 40 mV _{PP} (with nominal values)
Short-circuit-proof	yes
No-load proof	yes
Output power	30 W
	38 W
	60 W
Maximum no-load power dissipation	< 0.4 W (230 V AC)
	< 0.4 W (120 V AC)
Power loss nominal load max.	< 3.7 W (120 V AC)
	< 3.1 W (230 V AC)
Crest factor	typ. 1.71 (120 V AC)
	typ. 1.94 (230 V AC)
Rise time	50 ms (U _{Out} = 10 % ... 90 %)
Connection in parallel	yes, for redundancy and increased capacity
Connection in series	yes
Signal (configurable)	
Digital	0 V DC 24 V DC 30 mA
Default	24 V DC 30 mA 24 V DC for U _{Out} > 0.9 x U _{Set}

Connection data

Input

Connection method	Push-in connection
Conductor cross section solid min.	0.2 mm ²
Conductor cross section solid max.	2.5 mm ²
Conductor cross section flexible min.	0.2 mm ²
Conductor cross section flexible max.	2.5 mm ²
Single conductor/terminal point, stranded, with ferrule, min.	0.25 mm ²
Single conductor/terminal point, stranded, with ferrule, max.	2.5 mm ²
Conductor cross section AWG min.	24
Conductor cross section AWG max.	14
Stripping length	10 mm
Tightening torque, min	0.5 Nm
Tightening torque max	0.6 Nm

Output

Connection method	Push-in connection
Conductor cross section solid min.	0.2 mm ²
Conductor cross section solid max.	2.5 mm ²

Power supply unit - QUINT4-PS/1AC/24DC/1.3/PT



2909575

<https://www.phoenixcontact.com/pc/products/2909575>

Conductor cross section flexible min.	0.2 mm ²
Conductor cross section flexible max.	2.5 mm ²
Single conductor/terminal point, stranded, with ferrule, min.	0.25 mm ²
Single conductor/terminal point, stranded, with ferrule, max.	2.5 mm ²
Conductor cross section AWG min.	24
Conductor cross section AWG max.	14
Stripping length	10 mm
Tightening torque, min	0.5 Nm
Tightening torque max	0.6 Nm

Signal

Connection method	Push-in connection
Conductor cross section solid min.	0.2 mm ²
Conductor cross section solid max.	2.5 mm ²
Conductor cross section flexible min.	0.2 mm ²
Conductor cross section flexible max.	2.5 mm ²
Single conductor/terminal point, stranded, with ferrule, min.	0.25 mm ²
Single conductor/terminal point, stranded, with ferrule, max.	2.5 mm ²
Conductor cross section AWG min.	24
Conductor cross section AWG max.	14
Stripping length	10 mm
Tightening torque, min	0.5 Nm
Tightening torque max	0.6 Nm

LED signaling

Types of signaling	LED
	Floating signal contact
	Active signal output Out1 (digital, configurable)
	Active signal output Out2 (analog, configurable)
	Remote contact
	Signal ground SGnd

Signal output

P_{Out}	$> P_{Thr}$ (LED lights up yellow, output power $> P_{Thr}$, depending on the rotary selector switch setting)
U_{Out}	$> 0.9 \times U_{Set}$ (LED lights up green)

Electrical properties

Number of phases	1.00
Insulation voltage input/output	4 kV AC (type test)
	3 kV AC (routine test)
Switching frequency	2 kHz ... 35 kHz (Auxiliary converter stage)
	30 kHz ... 150 kHz (PFC stage)
	80 kHz ... 150 kHz (Main converter stage)

Power supply unit - QUINT4-PS/1AC/24DC/1.3/PT



2909575

<https://www.phoenixcontact.com/pc/products/2909575>

Product properties

Product type	Power supply
MTBF (IEC 61709, SN 29500)	> 1904000 h (25 °C)
	> 1107000 h (40 °C)
	> 486000 h (60 °C)
Environmental protection directive	RoHS Directive 2011/65/EU
	WEEE
	Reach

Insulation characteristics

Protection class	II
Degree of pollution	2

Life expectancy (electrolytic capacitors)

Current	1.3 A
Temperature	40 °C
Time	150000 h
Additional text	120 V AC

Life expectancy (electrolytic capacitors)

Current	1.3 A
Temperature	40 °C
Time	215000 h
Additional text	230 V AC

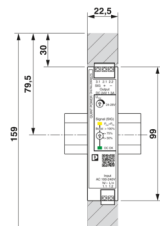
Life expectancy (electrolytic capacitors)

Current	1.3 A
Temperature	25 °C
Time	424000 h
Additional text	120 V AC

Life expectancy (electrolytic capacitors)

Current	1.3 A
Temperature	25 °C
Time	609000 h
Additional text	230 V AC

Dimensions

Dimensional drawing	
---------------------	--

Power supply unit - QUINT4-PS/1AC/24DC/1.3/PT



2909575

<https://www.phoenixcontact.com/pc/products/2909575>

Width	22.5 mm
Height	106 mm
Depth	90 mm

Installation dimensions

Installation distance right/left	0 mm / 0 mm
Installation distance top/bottom	30 mm / 30 mm

Mounting

Mounting type	DIN rail mounting
Assembly instructions	DIN rail mounting
With protective coating	No

Material specifications

Inflammability class in acc. with UL 94 (housing / terminal blocks)	V0
Housing material	Plastic
Type of housing	Polycarbonate
Hood version	Polycarbonate

Environmental and real-life conditions

Ambient conditions

Degree of protection	IP20
Ambient temperature (operation)	-25 °C ... 70 °C (> 60 °C Derating: 2,5 %/K)
Ambient temperature (storage/transport)	-40 °C ... 85 °C
Ambient temperature (start-up type tested)	-40 °C
Maximum altitude	≤ 5000 m (> 2000 m, observe derating)
Climatic class	3K3 (in acc. with EN 60721)
Max. permissible relative humidity (operation)	≤ 95 % (at 25 °C, non-condensing)
Shock	18 ms, 30g, in each space direction (according to IEC 60068-2-27)
Vibration (operation)	< 15 Hz, ±2.5 mm amplitude; 15 Hz ... 100 Hz: 2.3 g 90 Min. (in accordance with IEC 60068-2-6)

Standards and regulations

Standard – Limitation of mains harmonic currents	EN 61000-3-2
Standard - Electrical safety	IEC 61010-2-201 (SELV)
Standard – Safety extra-low voltage	IEC 61010-1 (SELV)
	IEC 61010-2-201 (PELV)
Standard - Safe isolation	IEC 61558-2-16
	IEC 61010-2-201
Standard - safety for equipment for measurement, control, and laboratory use	IEC 61010-1
Standard - Safety of transformers	EN 61558-2-16
Standard - power supply devices for low voltage with DC output	EN 61204-3

Overvoltage category

Power supply unit - QUINT4-PS/1AC/24DC/1.3/PT



2909575

<https://www.phoenixcontact.com/pc/products/2909575>

EN 61010-1	II (≤ 5000 m)
EN 62477-1	III (≤ 2000 m)

Approval data

SIQ	CB-Scheme (IEC 61010-1, IEC 61010-2-201)
UL approvals	UL Listed UL 61010-1
	UL Listed UL 61010-2-201
	UL 1310 Class 2 Power Units
	ANSI/UL 121201 Class I, Division 2, Groups A, B, C, D (Hazardous Location)

Conformity/Approvals

SIL in accordance with IEC 61508	0
----------------------------------	---

EMC data

Electromagnetic compatibility	Conformance with EMC Directive 2014/30/EU
EMC requirements for noise emission	EN 61000-6-3
	EN 61000-6-4
EMC requirements for noise immunity	EN 61000-6-1
	EN 61000-6-2
EMC requirements, power plant	IEC 61850-3
	EN 61000-6-5
Conducted noise emission	EN 55016
	EN 61000-6-3 (Class B)
Interference emission	Noise emission according to EN 61000-6-3 (residential and commercial) and EN 61000-6-4 (industrial)
Noise emission	Additional basic standard EN 61000-6-5 (immunity in power station), IEC/EN 61850-3 (energy supply)
Noise emission	EN 55016
	EN 61000-6-3 (Class B)
Noise immunity	Immunity according to EN 61000-6-1 (residential), EN 61000-6-2 (industrial), and EN 61000-6-5 (power station equipment zone), IEC/EN 61850-3 (energy supply)

Harmonic currents

Standards/regulations	EN 61000-3-2
	EN 61000-3-2 (Class A)
Frequency range	0 kHz ... 2 kHz

Flicker

Standards/regulations	EN 61000-3-3
Frequency range	0 kHz ... 2 kHz

Electrostatic discharge

Standards/regulations	EN 61000-4-2
-----------------------	--------------

Electrostatic discharge

Contact discharge	8 kV (Test Level 4)
-------------------	---------------------

Power supply unit - QUINT4-PS/1AC/24DC/1.3/PT



2909575

<https://www.phoenixcontact.com/pc/products/2909575>

Discharge in air	8 kV (Test Level 3)
Comments	Criterion A

Electromagnetic HF field

Standards/regulations	EN 61000-4-3
-----------------------	--------------

Electromagnetic HF field

Frequency range	80 MHz ... 1 GHz
Test field strength	20 V/m (Test Level 3)
Frequency range	1 GHz ... 6 GHz
Test field strength	10 V/m (Test Level 3)
Comments	Criterion A

Fast transients (burst)

Standards/regulations	EN 61000-4-4
-----------------------	--------------

Fast transients (burst)

Input	4 kV (Test Level 4 - asymmetrical)
Output	4 kV (Test Level X - asymmetrical)
Signal	4 kV (Test Level X - asymmetrical)
Comments	Criterion A

Surge voltage load (surge)

Standards/regulations	EN 61000-4-5
Input	2 kV (Test Level 4 - symmetrical)
	4 kV (Test Level 4 - asymmetrical)
Output	1 kV (Test Level 3 - symmetrical)
	2 kV (Test Level 3 - asymmetrical)
Signal	0.5 kV (Test Level 2 - symmetrical)
	1 kV (Test Level 2 - asymmetrical)
Comments	Criterion A

Conducted interference

Standards/regulations	EN 61000-4-6
-----------------------	--------------

Conducted interference

I/O/S	asymmetrical
Frequency range	0.15 MHz ... 80 MHz
Comments	Criterion A
Voltage	10 V (Test Level 3)

Power frequency magnetic field

Standards/regulations	EN 61000-4-8
Frequency	16.67 Hz
	50 Hz
	60 Hz
Test field strength	100 A/m
Additional text	60 s

Power supply unit - QUINT4-PS/1AC/24DC/1.3/PT



2909575

<https://www.phoenixcontact.com/pc/products/2909575>

Comments	Criterion A
Frequency	50 Hz
	60 Hz
Frequency range	50 Hz ... 60 Hz
Test field strength	1 kA/m
Additional text	3 s
Frequency	0 Hz
Test field strength	300 A/m
Additional text	DC, 60 s

Voltage dips

Standards/regulations	EN 61000-4-11
Voltage	100 V AC
Frequency	60 Hz
Voltage dip	70 %
Number of periods	0.5 / 1 / 30 periods
Additional text	Test Level 2
Comments	Criterion A
Voltage dip	40 %
Number of periods	5 / 10 / 50 periods
Additional text	Test Level 2
Comments	Criterion B
Voltage dip	0 %
Number of periods	0.5 / 1 / 5 / 50 periods
Additional text	Test Level 2
Comments	Criterion B

Pulse-shape magnetic field

Standards/regulations	EN 61000-4-9
Test field strength	1000 A/m
Comments	Criterion A

Attenuated sinusoidal oscillations (ring wave)

Standards/regulations	EN 61000-4-12
Input	2 kV (symmetrical)
	4 kV (asymmetrical)
Comments	Criterion A

Asymmetrical conducted disturbance variables

Standards/regulations	EN 61000-4-16
Test level 1	16.67 Hz 50 Hz 60 Hz (Test Level 2)
Voltage	30 V (10 s)
Test level 2	16.67 Hz 50 Hz 60 Hz (Test Level 4)
Voltage	300 V (1 s)
Comments	Criterion A

Power supply unit - QUINT4-PS/1AC/24DC/1.3/PT



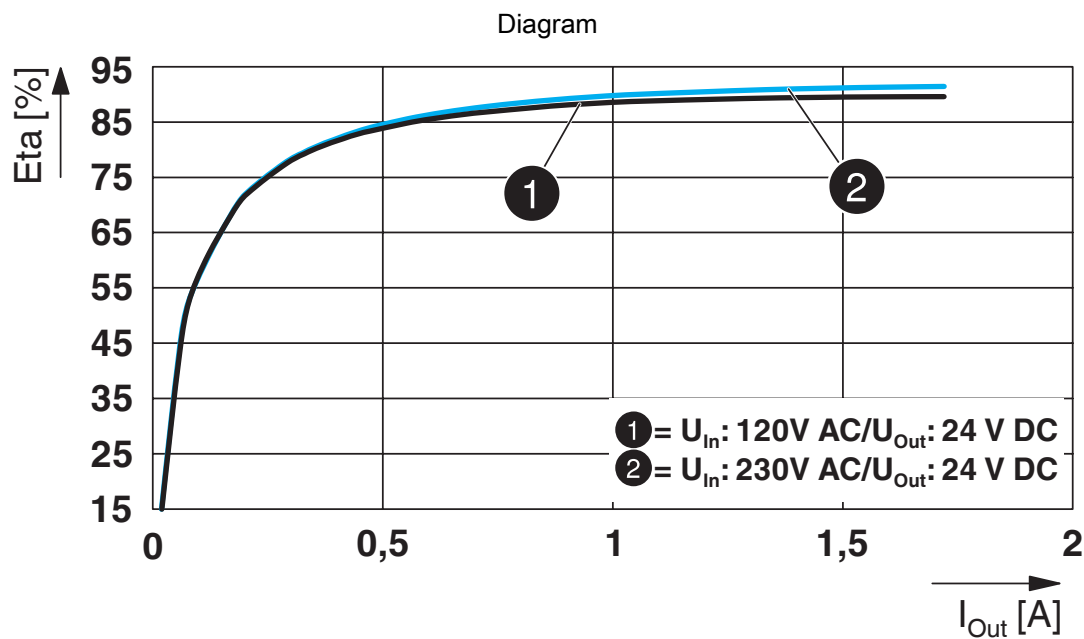
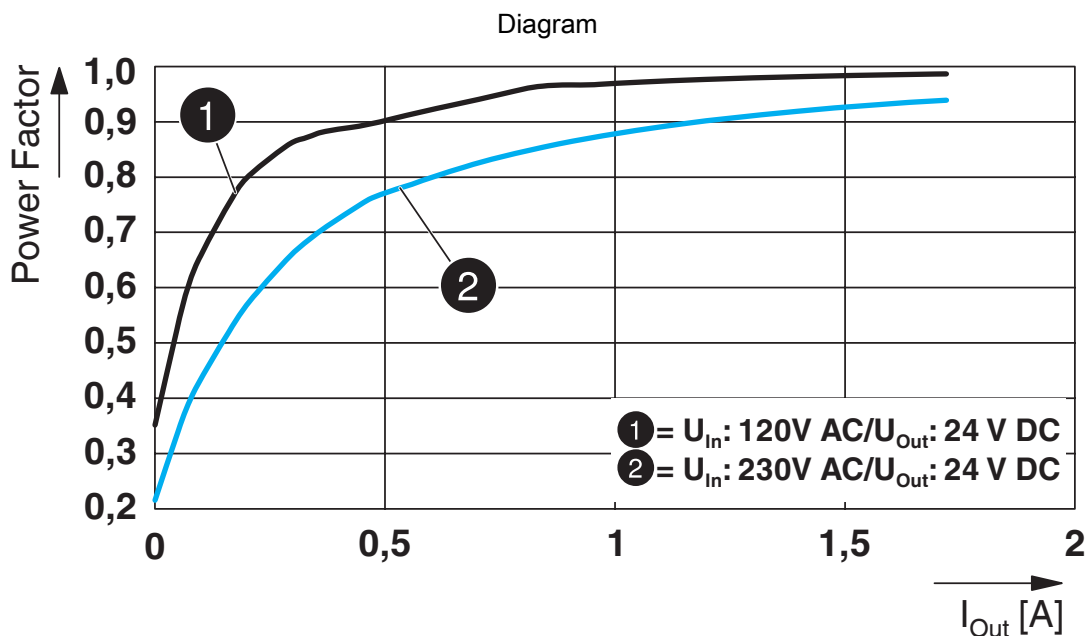
2909575

<https://www.phoenixcontact.com/pc/products/2909575>

Attenuated oscillating wave

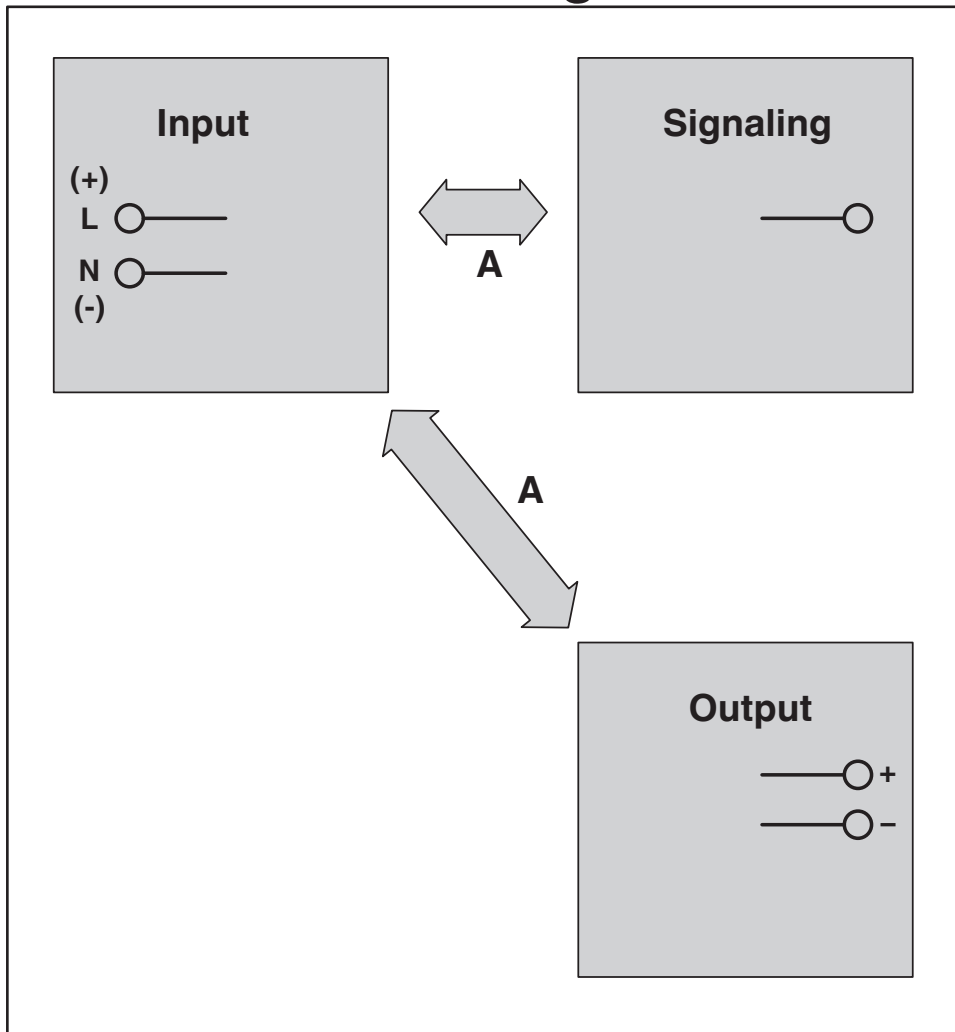
Input/Output/Signal	1 kV (symmetrical)
	2.5 kV (asymmetrical)
Comments	Criterion A
Criterion A	Normal operating behavior within the specified limits.
Criterion B	Temporary impairment to operational behavior that is corrected by the device itself.
Criterion C	Temporary adverse effects on the operating behavior, which the device corrects automatically or which can be restored by actuating the operating elements.

Drawings



Schematic diagram

Housing



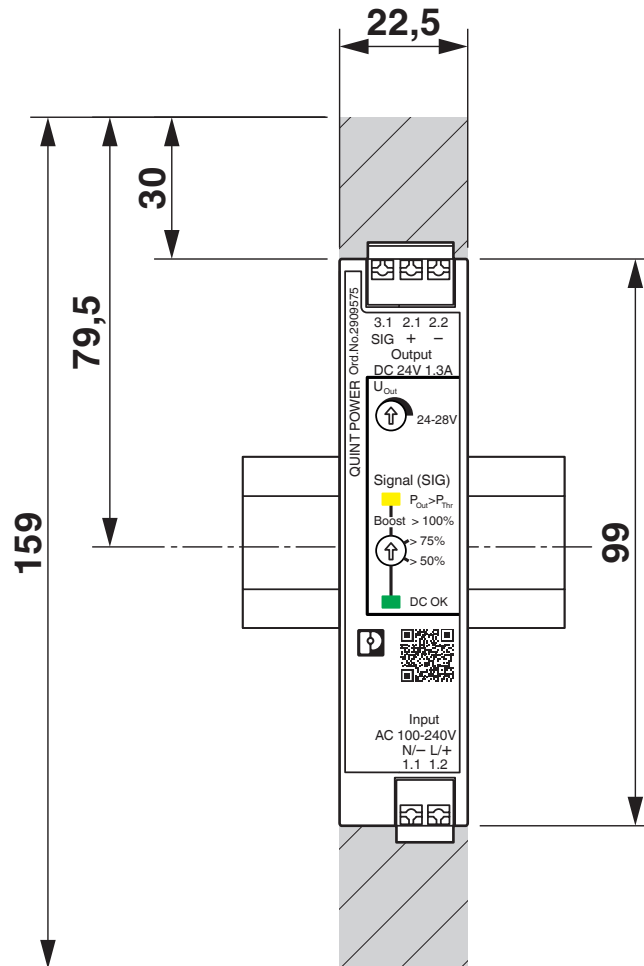
Power supply unit - QUINT4-PS/1AC/24DC/1.3/PT

2909575

<https://www.phoenixcontact.com/pc/products/2909575>



Dimensional drawing



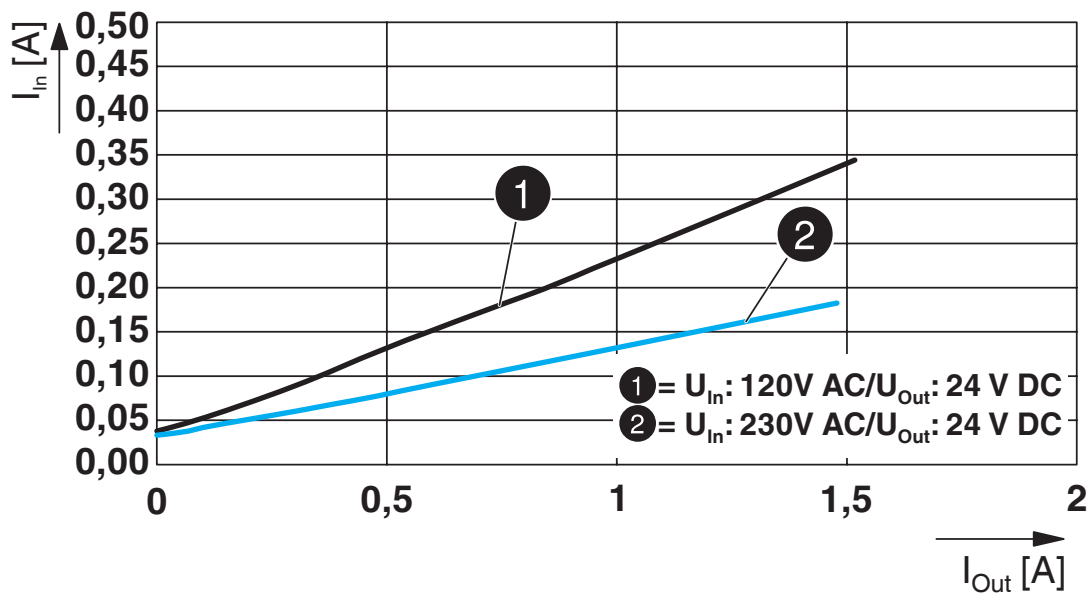
Power supply unit - QUINT4-PS/1AC/24DC/1.3/PT



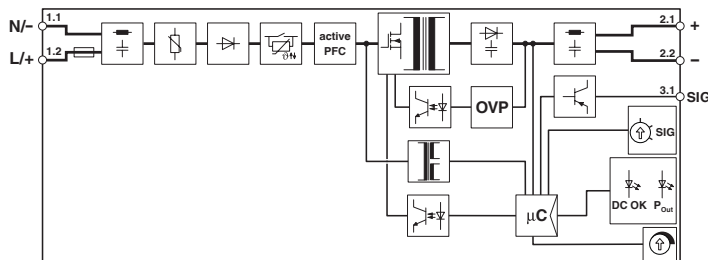
2909575

<https://www.phoenixcontact.com/pc/products/2909575>

Diagram



Block diagram



Power supply unit - QUINT4-PS/1AC/24DC/1.3/PT



2909575

<https://www.phoenixcontact.com/pc/products/2909575>

Approvals



IECEE CB Scheme
Approval ID: SI-8861



EAC
Approval ID: RU S-DE.BL08.W.00764



DNV GL
Approval ID: TAA00001SN



UL Listed
Approval ID: FILE E 123528



cUL Listed
Approval ID: FILE E 123528



EAC
Approval ID: RU S-DE.BL08.W.00764



IECEE CB Scheme
Approval ID: SI-8861



cUL Listed
Approval ID: FILE E 123528



UL Listed
Approval ID: FILE E 123528



DNV GL
Approval ID: TAA00001SN



EAC
Approval ID: RU S-DE.BL08.W.00764



EAC
Approval ID: RU S-DE.BL08.W.00764

Power supply unit - QUINT4-PS/1AC/24DC/1.3/PT



2909575

<https://www.phoenixcontact.com/pc/products/2909575>



cUL Listed

Approval ID: FILE E 199827



UL Listed

Approval ID: FILE E 199827



UL Listed

Approval ID: FILE E 199827



cUL Listed

Approval ID: FILE E 199827

Power supply unit - QUINT4-PS/1AC/24DC/1.3/PT



2909575

<https://www.phoenixcontact.com/pc/products/2909575>

Classifications

ECLASS

ECLASS-9.0	27040701
ECLASS-10.0.1	27040701
ECLASS-11.0	27040701

ETIM

ETIM 8.0	EC002540
----------	----------

UNSPSC

UNSPSC 21.0	39121000
-------------	----------

Power supply unit - QUINT4-PS/1AC/24DC/1.3/PT



2909575

<https://www.phoenixcontact.com/pc/products/2909575>

Environmental Product Compliance

REACH SVHC	Lead 7439-92-1
China RoHS	Environmentally Friendly Use Period = 25; For information on hazardous substances, refer to the manufacturer's declaration available under "Downloads"

2909575

<https://www.phoenixcontact.com/pc/products/2909575>

Accessories

Screwdriver

Screwdriver - SF-SL 0,4X2,0-60 - 1212546

<https://www.phoenixcontact.com/pc/products/1212546>



Screwdriver, flat bladed, size: 0.4 x 2.0 x 60 mm, 2-component grip, with non-slip grip

Type 3 surge protection device

Type 3 surge protection device - PLT-SEC-T3-230-FM-PT - 2907928

<https://www.phoenixcontact.com/pc/products/2907928>



Type 2/3 surge protection, consisting of protective plug and base element with Push-in connection. For single-phase power supply network with integrated status indicator and remote signaling. Nominal voltage: 230 V AC/DC

Power supply unit - QUINT4-PS/1AC/24DC/1.3/PT



2909575

<https://www.phoenixcontact.com/pc/products/2909575>

Type 3 surge protection device

Type 3 surge protection device - PLT-SEC-T3-24-FM-PT - 2907925

<https://www.phoenixcontact.com/pc/products/2907925>



Type 3 surge protection, consisting of protective plug and base element, with integrated status indicator and remote signaling for single-phase power supply networks. Nominal voltage: 24 V AC/DC

Electronic circuit breaker

Electronic circuit breaker - CBMC E4 24DC/1-10A NO - 2906032

<https://www.phoenixcontact.com/pc/products/2906032>



Multi-channel electronic circuit breaker for protecting four loads at 24 V DC in the event of overload and short circuit. With electronic locking of the set nominal currents. For installation on DIN rails.

2909575

<https://www.phoenixcontact.com/pc/products/2909575>

Electronic circuit breaker

Electronic circuit breaker - CBMC E4 24DC/1-4A NO - 2906031

<https://www.phoenixcontact.com/pc/products/2906031>



Multi-channel electronic circuit breaker for protecting four loads at 24 V DC in the event of overload and short circuit. With electronic locking of the set nominal currents. For installation on DIN rails.

Electronic circuit breaker

Electronic circuit breaker - CBMC E4 24DC/1-4A NO-C - 2908713

<https://www.phoenixcontact.com/pc/products/2908713>



Multi-channel electronic circuit breaker that can be preconfigured, for protecting four loads at 24 V DC in the event of overload and short circuit. With electronic locking of the set nominal currents. For installation on DIN rails.

Phoenix Contact 2022 © - all rights reserved
<https://www.phoenixcontact.com>

PHOENIX CONTACT GmbH & Co. KG
Flachsmarktstraße 8
D-32825 Blomberg
+49 (0) 5235-3 00
info@phoenixcontact.com